

# RITEN TYPE 62

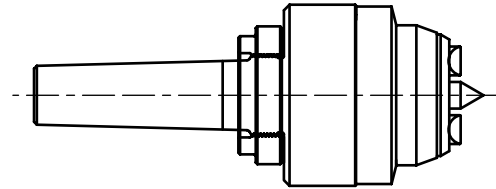


Design: Hydraulic  
Driving Diameter Range: 0.94 - 1.73 Inch

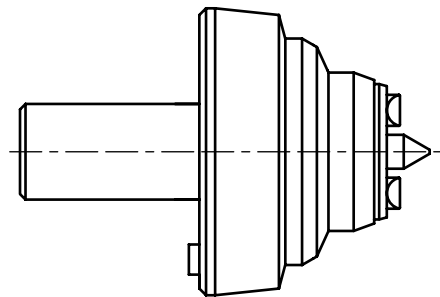
## FACE DRIVERS

A - MOUNTING			
ORDER CODE	MOUNTING STYLE	MAX. PART WEIGHT	UPC NUMBER
04	#4 Morse Taper	84 lbs.	662503-00273
05	#5 Morse Taper	84 lbs.	662503-00274
06	#6 Morse Taper	84 lbs.	662503-00275
C1	Chuck Mount	160 lbs.	662503-00276
C2	Chuck H.D.	220 lbs.	662503-00277
C3	Chuck H.D.	560 lbs.	662503-00278
C4	Chuck H.D.	1000 lbs.	662503-00279
F1	Flange Mount	84 lbs.	662503-00280
F2	Flange H.D.	350 lbs.	662503-00281
F3	Flange H.D.	660 lbs.	662503-00282

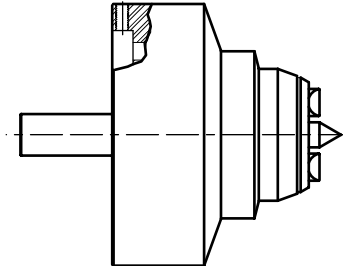
### MORSE TAPER SHANK



### CHUCK MOUNT



### FLANGE MOUNT - SPINDLE ADAPTER REQUIRED



B - DRIVE PINS - 5 Pins Required				
Minimum Stock Size Should Be .030 Larger Than Driving Diameter				
Maximum Stock Size Should Be No More Than 2X Driving Diameter				
ORDER CODE	DRIVING DIA.		PIN STYLE	UPC NUMBER
	Right	Left		
P6201	0.94	1.73	OFFSET	662503-00010
P6202	1.73	0.94	OFFSET	662503-00011
P6203	1.22	1.73	HALF OFFSET	662503-00012
P6204	1.73	1.22	HALF OFFSET	662503-00001
P6205	1.42	1.42	CENTRAL	662503-00013
P6206	1.73	1.73	FULL WIDTH	662503-00002

Look directly at the chuck or spindle to determine rotation:  
CLOCKWISE - USE LEFT-HAND PINS  
COUNTERCLOCKWISE - USE RIGHT-HAND PINS.

C - CENTER POINTS		
ORDER CODE	CENTER HOLE DIAMETER RANGE	UPC NUMBER
C6201	0.275 - 0.393	662503-00040
C6202	0.393 - 0.511	662503-00041
C6203	0.511 - 0.629	662503-00042
C6204	0.629 - 0.748	662503-00043
C6205	0.748 - 0.866	662503-00044
C6206	0.866 - 0.984	662503-00045
C6207	0.984 - 1.102	662503-00046
C6208	1.102 - 1.220	662503-00047
C6209	1.220 - 1.338	662503-00048

### SPINDLE ADAPTERS TYPE 62

ORDER CODE	SPINDLE SIZE	UPC NUMBER
705046	A2-5"	662503-00264
705047	A2-6"	662503-00265
705048	A2-8"	662503-00266
705049	A2-11"	662503-00267

### TO ORDER

To determine the order number of the product you want, enter the Order Code found in blue columns A, B & C in the corresponding slots to the right. Consult the separate price list for each unit's price and add for total.

### ORDER CODE FORMULA

TYPE <b>62</b>	A - MOUNT CODE -- --	B - PINS CODE -- -- -- --	C - CENTER POINT CODE -- -- -- --
-------------------	-------------------------	------------------------------	--------------------------------------

### PRICING FORMULA

A - MOUNT PRICE	+	B - PINS PRICE	+	C - POINT PRICE	=	TOTAL LIST PRICE
-----------------	---	----------------	---	-----------------	---	------------------

(Unit price times 5)

For further assistance please call 1-800-338-0027, or complete the Information Request Sheet located on page 30 and fax to 1-800-338-0717