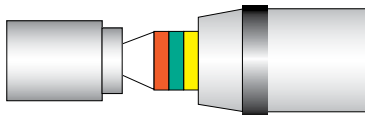

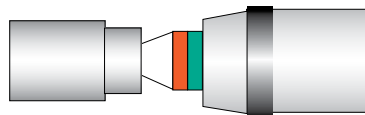


Spring Loaded Live Centers Standard and Tracer Point

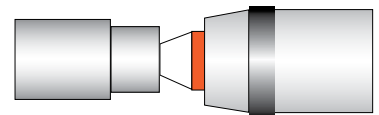
- Accuracy guaranteed to $\pm .0001$.
- Bellville washers for automatic compensation for thermal expansion
- Color coded rings visually indicate one of three ranges of axial clamping pressure: light, medium or heavy.
- Four-point support for high axial and radial loads.
- Double labyrinth seal protects bearings from coolants and contaminants.
- Imported from Switzerland. Serviced and repaired in the U.S. by Riten.



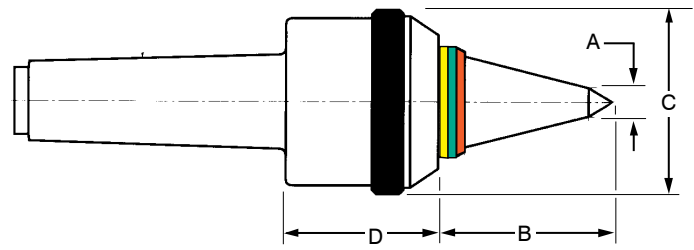
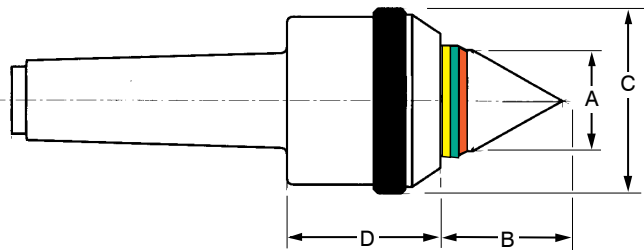
Low pressure for light workpieces and/or low stock removal



Medium pressure for medium workpieces and/or medium stock removal



High pressure for heavy workpieces and/or heavy stock removal



STANDARD POINT - MORSE TAPER

Model	Taper	A	B	C	D	Max. Axial Load	Max RPM	W. P. Weight
17503	3	0.97	1.22	2.25	1.91	1150	4000	1600
17504	4	1.38	1.66	2.75	2.41	2150	3000	2600
17505	5	1.97	2.28	3.78	3.19	3000	2000	4300
17506	6	2.75	3.13	5.03	4.09	5600	1000	7600

STANDARD POINT - STRAIGHT SHANK

17925	1.5	1.38	1.66	2.75	2.41	2150	3000	2600
-------	-----	------	------	------	------	------	------	------

TRACER POINT - MORSE TAPER

Model	Taper	A	B	C	D	Max. Axial Load	Max RPM	W. P. Weight
17513	3	0.47	1.66	2.25	1.91	1150	4000	1300
17514	4	0.56	2.38	2.75	2.41	2150	3000	2100
17515	5	0.59	3.47	3.78	3.19	3000	2000	3100
17516	6	0.88	4.94	5.03	4.09	5600	1000	5300

TRACER POINT - STRAIGHT SHANK

17915	1.5	0.56	2.38	2.75	2.41	2150	3000	2100
-------	-----	------	------	------	------	------	------	------